

Instructions for installing LogMeIn service on a computer running windows XP.

Please ensure that you have logged in on your computer as an administrator or a user with administrative privileges

Download the msi file from the following link

www.arc.hosttalks.net/home/gen/logmein.msi

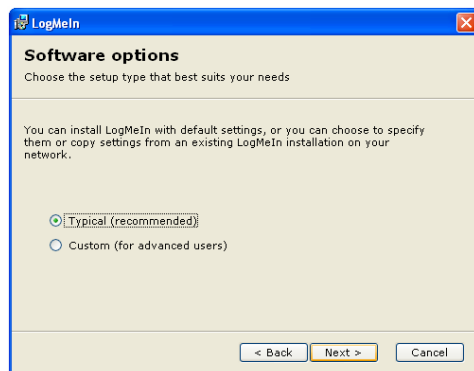
Double click on the downloaded logmein.msi file and follow the instructions as under:-



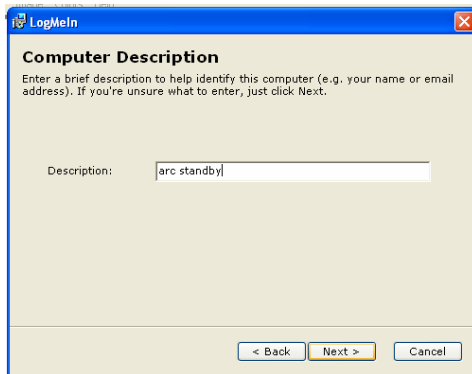
Click [Next>]



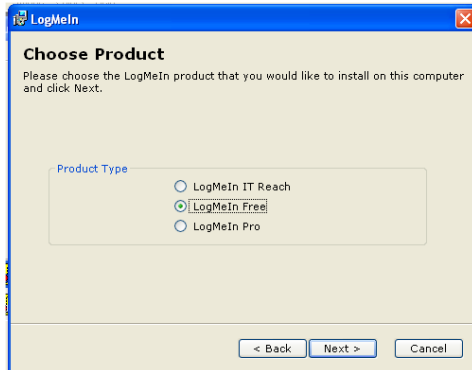
Click [I Agree]



Ensure that Typical is selected , then click [Next>]



Enter a proper computer description, click [Next.]

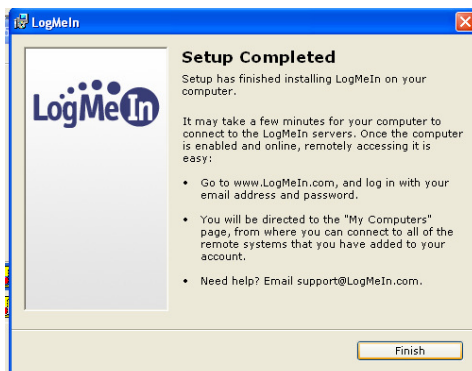


Ensure that LogMeIn Free is selected, click [Next>]



Email address is shaileshmonani@hotmail.com

Password – Please call our office and talk to either Mr. Switin Kotian , Mr. Shailesh Monani or Mr. Ketan Patel for the password.



If you get this screen , setup is complete.